


Residential Series







INVERGY
UPGRADING POWER FOR BETTER FUTURE

Single Phase Hybrid Inverter (LV)


INV EU 3kW-24V/1P

INV EU 3.6kW/5kW/6kW/8kW-48V/1P



-  Colorful Touch LCD, IP65 Rated
-  AC couple to retrofit existing solar system
-  Max. charging/discharging current of 190A
-  Max. 16 Nos. parallel for on-grid & off-grid operation
-  6 Time periods for battery charging/discharging
-  DG synchronization

Images may differ from the actual product

 Toll Free No. 1800 309 7880

 ©2021 Invergy Power Supply Co., Ltd. All rights reserved. Subject without notice. Version 1.2.4



 www.invergypowersupply.com

Model	INV(EU)-3kW-24V	INV(EU)-3.6kW-48V	INV(EU)-5kW-48V	INV(EU)-6kW-48V	INV(EU)-8kW-48V
Battery Input Data					
Battery Type	Lead-acid or Lithium-ion				
Battery Voltage Range (V)	20-30	40-60			
Max. Charging Current (A)	140	90	120	135	190
Max. Discharging Current (A)	140	90	120	135	190
Charging Strategy for Li-ion Battery					
Self-adaption to BMS					
Number of Battery Input	1				
PV String Input Data					
Max. PV Access Power (W)	6000	7200	10000	12000	16000
Max. PV Input Power (W)	4800	5760	8000	9600	12800
Max. PV Input Voltage (V)	500				
Start-up Voltage (V)	125				
MPPT Voltage Range (V)	150-425				
Rated PV Input Voltage (V)	370				
Max. Operating PV Input Current (A)	18	18+18			26+26
Max. Input Short-Circuit Current (A)	27	27+27			34+34
No. of MPPT Trackers/ No. of Strings MPPT Tracker	1.0/1	2/1+1			2/2+2
AC Input/Output Data					
Rated AC Input/Output Active Power (W)	3000	3600	5000	6000	8000
Max. AC Input/Output Apparent Power (VA)	3300	3960	5500	6600	8800
Rated AC Input/Output Current (A)	13.7/13.1	16.4/15.7	22.8/21.8	27.3/26.1	36.4/34.8
Max. AC Input/Output Current (A)	15/14.4	18/17.3	25/24	30/28.7	40/38.3
Max. Continuous AC Passthrough (grid to load) (A)	35		40		50
Peak Power (off-grid) (W)	2 times of rated power, 10s				
Power Factor Adjustment Range	0.8 leading to 0.8 lagging				
Rated Input/Output Voltage/Range (V)	220/230 0.85Un-1.1Un				
Rated Input/Output Grid Frequency/Range(Hz)	50/45-55, 60/55-65 Hz				
Grid Connection Form	L+N+PE				
Total Current Harmonic Distortion THDI	<3% (of nominal power)				
DC Injection Current	<0.5% In				
Efficiency					
Max. Efficiency	97.60%				
Euro Efficiency	97.00%				
MPPT Efficiency	>99%				
Equipment Protection					
Integrated	DC Polarity Reverse Connection Protection, AC Output Overcurrent Protection, Thermal Protection, AC Output Overvoltage Protection, AC Output Short Circuit Protection, DC Component Monitoring, Overvoltage Load Drop Protection, Ground Fault Current Monitoring, Arc Fault Circuit Interrupter (optional), Power Network Monitoring, Island Protection Monitoring, Earth Fault Detection, DC Input Switch, DC Terminal Insulation Impedance Monitoring, Residual Current (RCD) Detection, Surge protection level				
Surge Protection Level	TYPE II(DC), TYPE II(AC)				
Interface					
Communication interface	RS485/RS232/CAN				
Monitor Mode	GPRS/WIFI/Bluetooth/4G/LAN(optional)				
General Data					
Operating Temperature Range (°C)	-40°C TO 60°C, >45°C Derating				
Permissible Ambient Humidity	0-100%				
Permissible Altitude	2000m				
Noise (dB)	≤30				
Ingress Protection(IP) Rating	IP 65				
Inverter Topology	Non-Isolated				
Over Voltage Category Cabinet	OVC II(DC), OVC III(AC)				
Size (WxHxD mm)	376×470×241.0 (Excluding Connectors and Brackets)				
Weight (kg)	17.6	19		26.8	
Type of Cooling	Natural cooling				Intelligent Air Cooling
Warranty	5 Years, The Warranty Period Depends the Final Installation Site of Inverter, More info Please Refer to Warranty Policy				
Grid Regulation	IEC 61727, IEC 62116, CEI 0-21, EN 50549, NRS 097, RD 140, UNE 217002, OVE- Richtlinie R25, G99, VDE-AR-N 4105				
Safety / EMC Standard	IEC/EN 61000-6-1/2/3/4, IEC/EN 62109-1, IEC/EN 62109-2, BIS				